

Thin Wall Lay-flat Heat Shrink Sleeve PVC Tubing 2:1 Ratio



Thin wall, low cost material made of PVC that offers excellent electrical insulation and low shrink temperature. It is rigid and resists most chemicals and oils. Lay-flat PVC is available in width from 7mm to 300mm.

- Operating Temperature Range -40°C to 105°C
- Shrink Temperature 100°C
- Excellent Shape Insulation
- Self Extinguishing
- UL & BS Approvals

Shrink Sleeve

The Worldwide Tubing Solution

Shrink Sleeve Limited is a leading company providing electrical and mechanical heat shrink tubes for a variety of industries and applications. Starting from products created by extensive developmental research. Shrink Sleeve Limited continues to respond to needs of customers and aims to become one of the most powerful heat shrink tube brands in the 21st Century.




www.shrinksleeve.com
 Tel : 01732 462841 Fax : 01732 462851
 mailto: info@shrinksleeve.com



Technical Data

Property	Test Method	Values
Tensile Strength	JIS 6723	450 kg/cm ²
Ultimate Elongation	JIS 6723	100%
Specific Gravity	ASTM D 1505	1.20 ~ 1.30
Cycle Temperature	(300hrs at - 40°C	No cracking
Life Test	~ 105°C 300 times)	or splitting
Low Temperature	JIS K 6723	No cracking
Impact	(-15°C)	
Volume Resitivity	ASTM D 2671	Pass
Electric Strength	JIS C 8430	20KV/mm min.
Break down Voltage	Thickness 0.07mm Thickness 0.10mm Thickness 0.15mm	6,000 V 8,000 V 10,000 V
H2O absorbability abstraction		within 0.5% within 0.5%
Immersion Test	10% NaCl solution 30% H2SO4 solution 40% HNO3 solution 40% NaOH solution	KM M 3406 within +/- 0.5% within +/- 0.5% within +/- 0.5% within +/- 0.5%

Specification References

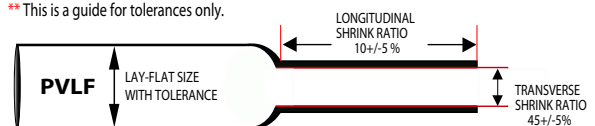
UNDERWRITERS LAB	BRITISH STANDARD	FLAME RETARDANT
UL 224 VW1 FILE No. E129478(S)	BS EN 60695-11-10 :1999 V-0 Grade	  

Dimensions

Note:**

LAY-FLAT SIZE (mm)	LAY-FLAT SIZE TOLERANCE (mm)	ORDERING THICKNESS (mm)	TRANSVERSE SHRINK RATIO (%)	LONGITUDINAL SHRINK RATIO (%)
7 ~ 14	+ 0.5/-0	0.05 ~ 0.10	45 +/- 5	10 +/- 5
15 ~ 24	+ 0.8/-0	0.05 ~ 0.15	45 +/- 5	10 +/- 5
25 ~ 39	+ 1.0/-0	0.05 ~ 0.30	45 +/- 5	10 +/- 5
40 ~ 54	+ 1.3/-0	0.05 ~ 0.30	45 +/- 5	10 +/- 5
55 ~ 74	+ 1.5/-0	0.05 ~ 0.30	45 +/- 5	10 +/- 5
75 ~ 91	+ 2.0/-0	0.05 ~ 0.30	45 +/- 5	10 +/- 5
92 ~ 149	+ 3.0/-0	0.05 ~ 0.30	45 +/- 5	10 +/- 5
150 ~ 199	+ 4.0/-0	0.10 ~ 0.25	45 +/- 5	10 +/- 5
200 ~ 249	+ 6.0/-0	0.10 ~ 0.20	45 +/- 5	10 +/- 5
250 ~ 300	+ 8.0/-0	0.10 ~ 0.15	45 +/- 5	10 +/- 5

** This is a guide for tolerances only.



Colour : Black (BK), Red (RD), Yellow (YW), White (WT), Blue (BU), Green (GN), Violet (VL), Brown (BR), Clear (HC) (Other colours available to order).

Order : Product Width / Wall Grade Colour
 PVLF ___ / ___ J ___
 Ex. 260mm x 0.15mm Black - PVLF2600/15JBK